

Aquaticar™ Underwater Ride





During the Aquaticar ride, guests explore the remake of ancient ruins discovered by a famous marine archeologist. Passengers board submersible dive units (SDU) that take them deep below the water's surface on a journey through the Saudi Arabian coastal shelf. While exploring this newly discovered underwater world, guests bravely venture into unknown territory, discovering an ancient wreck and a hidden realm of wonder and mystery.

Queue: The journey starts in the queue as a voice is heard over the PA system asks brave explorers to join the expedition. The voice (a scientist), explains that his team has created diving vessels (SDUs) to take guests to the bottom of the sea floor.

Queueing Staff assist guests into their submersible vehicle, where their seat is adjusted to ensure the best level of viewing and comfort. Rolling out of the ride station, the vehicle begins its adventure with an exciting plunge into the depths of discovery!

- Prior to boarding, passengers are seated in front of a height chart with color-coded seating positions. This ensures each passenger sits at the same shoulder level height range within the vehicle. A staff member makes a quick seat adjustment and directs passengers to the loading platform.
- Once the canopy is lowered and locked into place, the ride narration broadcasts over the onboard speaker and verbally describes the next step of the ride—descending into the water!



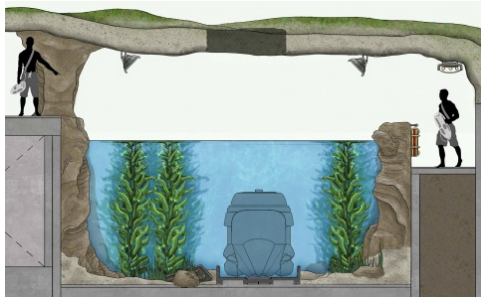
QUEUE

THE JOURNEY BEGINS



Scene 1: The SDU descends into the water. The water level rises and bubbles fill the guests' view before revealing the sea floor and a forest of giant, glowing kelp that sways lazily in the current.

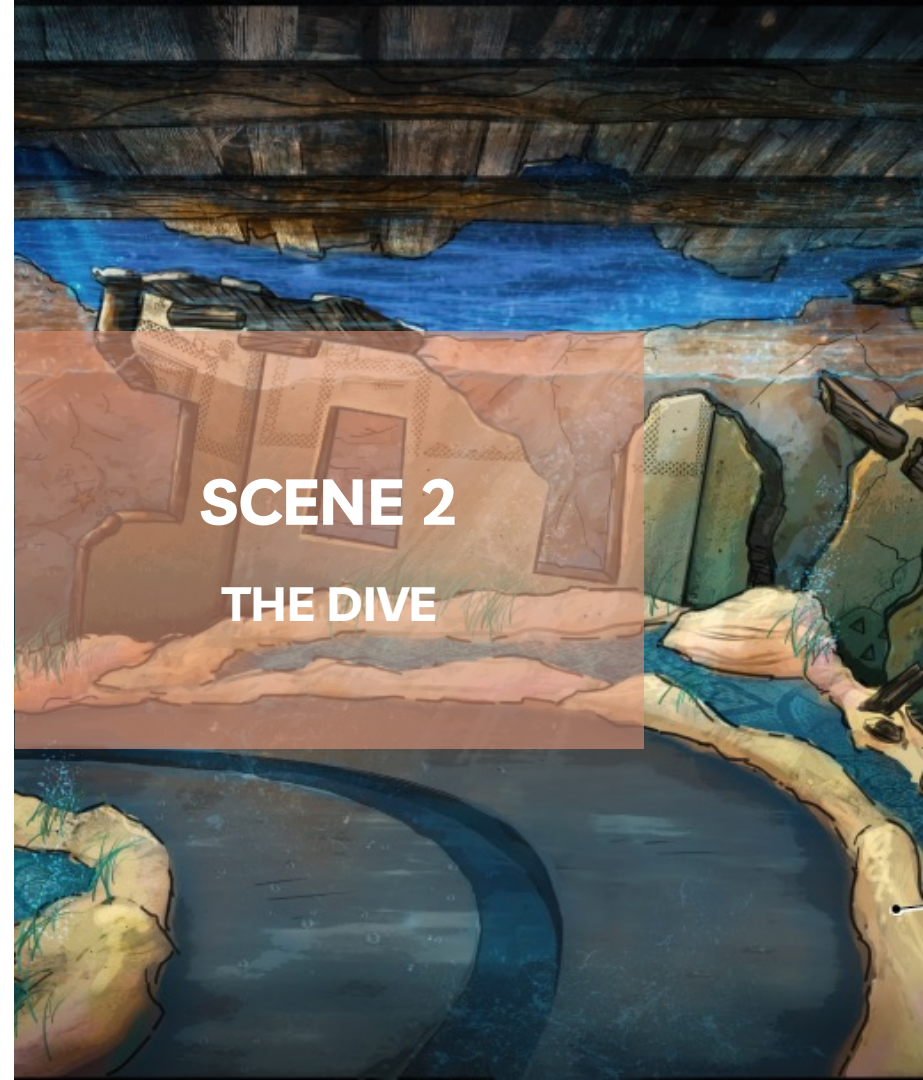
- Guests feel the water level rise as it touches their feet first, and rapidly moves up the body. Then, visually watch as the water level transitions up the canopy viewing lens. Passengers remain dry from about mid-chest up.
- When the SDU reaches depth, guests hear the rumbling sound of air released beneath the vehicle as the first air register on the track is engaged.
- Specialty lighting and water currents move the seaweed making the environment especially realistic.
- The car traverses the track, revealing new sights along the way.
- The vehicle triggers sensor(s), engaging synchronized audio narration.
- Sensors may also trigger special effects.





Scene 2: The SDU pushes forward into an archaeological site with ancient statues and ruins scattered across the sea floor.

- The car travels along the track, revealing new sights at every turn.
- The vehicle triggers sensor(s), engaging synchronized audio narration and special effects. The scientist comes on the speaker, excitedly telling guests they have just uncovered mysterious ancient ruins.
- Sensors may also trigger special effects.






Scene 3: Moving through an ancient dhow shipwreck, guests are suddenly plunged into darkness as they enter a covered shelf area. The scene is illuminated by light dancing around the cavern, and colorful glowing corals.

Looking through the gaps in the rock, guests notice strange shadows of ancient sea creatures playfully moving through the water, peeking at them. These creatures are guardian spirits, and curious about their strange visitors.

- Strategically placed LED screens bring the environment to life– depicting the guardian spirit sea creatures.
- Specialty lighting also enriches the experience.
- Audio narration and special effects are again triggered by sensor(s), as the scientist is shocked by the appearance of these mythical creatures, never before seen.




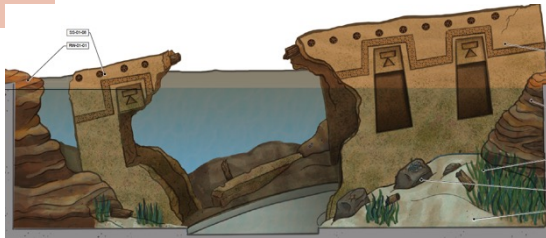
SCENE 3

INTO THE DEEP



Scene 4: Rounding the bend, the SDU emerges into the light as it passes by an ancient crumbling ruin and other artifacts. Then, the SDU accelerates to the surface, making its way to the dispatch station. Upon disembarkation, the archaeologist's voice comes on the radio, welcoming everyone back to dry land.

- Strategically placed LED screens bring the environment to life– depicting swimming marine life, along with the guardian sea spirits.
- Specialty lighting also enriches the experience.
- Audio narration and special effects are again triggered by sensor(s), as the scientist explains what passengers are observing.



Aquaticar™

CCTV

Onboard camera for monitoring safety from the operator's console

ONBOARD RADIO

For communication with safety staff, as monitored by the operator's console

CANOPY EXHAUST

Vents at rear exhaust air from the canopy as microfne bubbles

ACRYLIC viewing window

CUSTOM decals / vinyl graphics

STAINLESS STEEL frame, chassis, rotors & fasteners

GUIDE ROLLERS self-steer car along track

AIR BAG DEPLOYMENT VALVE
simple turn to engage lift bag system

SENSOR Sensor remains above water and triggers show narration and special effects

ANTENNA remains above water; for communication & show sensors

FIBERGLASS body components

ENGINE EXHAUST

Bubble exhaust ports

SPEAKER for show narration and 2-way communication

AIR BOX air containment for distribution

HANDRAIL support for loading and unloading from the vehicle

LIFT BAGS inflate to bring the vehicle to the surface, in an emergency. Onboard rechargeable cylinder may only be engaged by safety staff

URETHANE wheels

