



WHITEWATER.

Entertain the Possibilities

Interactive Water Play





WHITEWATER

EST. 1980



Introduction	2
Interactive Water Play 101	4
Solutions to Fit Your Needs	6
Features and Options	8
Interactive Water Play Products	16
AquaSpray	18
AquaForms	24
AquaPlay	28
RainFortress	34
FusionFortress	38
APX	42
AquaCourse	46
We've Got Your Covered	50


Introduction

Leading the Industry

As the team that invented interactive water play, WhiteWater has entertained and engaged generations of families. A fundamental anchor attraction for any sized water park, our multi-level interactive play structures and spray parks can be found from municipal pools to iconic water parks all around the world.

Diversity of Choice

Whether you're looking for an accessible splash pad for kids of differing abilities, a challenging ropes course to add a teen-oriented attraction, or an all-in-one starter water park product, we have an interactive water play solution that meets the needs of your market. The breadth of our product lines means that we have options to suit every price point, capacity requirement, footprint, and demographic.



Custom Designs

Every detail of our interactive water play attractions is carefully considered with time spent on engineering to ensure manufacturing quality and accuracy; an important distinction, as each one of our installations is custom-engineered to meet local requirements, conditions, and geography. Add in custom theming to incorporate IP, branding, or a storyline and your attraction is completely one-of-a-kind.



Interactive Water Play 101

Kids are the decision makers when it comes to choosing a water park—it's why this form of family-based attraction is so vital to your park. Providing the whole family with a place to play, one that keeps them engaged for hours, where parents can either join in or easily supervise from the sidelines, will keep guests of all ages happy and on-site longer. It can mean the difference between a single-visit ticket and a season pass.

Our team of experts can help you evaluate your ride mix and visitor demographics to determine if there are gaps in your offering and how to best address them. WhiteWater has a range of solutions to meet the needs of various age groups while taking into consideration your park's capacity and footprint requirements.



Solutions to Fit Your Needs



RainFortress 4
Massanutten

Fun for All Ages

Age-specific products such as splash pads and small AquaPlays create segregated zones where toddlers can play and feel safe as parents look on, while our AquaCourses make an ideal locale for teenagers to socialize and challenge themselves.

The larger end of our product range provides the entire family with options, where smaller kids can play on age-appropriate lower zones and older kids can test themselves higher up, all with clear sight lines for easy supervision.

Fun for All Spaces

Whether it's indoor or outdoor, a larger corner of your park, or a tiny wet deck, we have a product that is right for you.

Our AquaSpray elements can be added anywhere you want to up the interactivity, from a splash pad, around an AquaPlay, or over a lazy river.

Small footprints can be maximized by building up with our multi-level play structures, such as AquaPlay, RainFortress, and FusionFortress, to increase your play space along with capacity.

For a differentiator for your park, add an APX or AquaCourse, which adds in challenging, but safe, obstacles, interactive queue lines, and new ways to play.

Fun for All Numbers

Adding a multi-level play structure is the perfect way to increase your capacity without increasing land use. By building up, you're adding, depending on size, instantaneous capacity without queue lines for hundreds of guests.

Capacities range from approximately 62 people on an AquaPlay 50 to over 1,600 on a FusionFortress 17.

Fun for All Abilities

As the world becomes more accessible, so do water parks. Creating inclusive play spaces where everyone can play is a simple way to ensure that all your guests have a chance to enjoy the fun and excitement of a day out at a water park.

Talk to us about adapting any of our interactive water play attractions to be more accessible for a range of abilities.

Tips to improve your park's inclusiveness:

- Starting at the pool level, using a zero-depth pool entry or a wet deck will make any attraction more accessible for those with physical limitations.
- Upgrading from concrete to Life Floor, an impact-absorbing flooring, will increase playability and safety for all guests.
- Add ramps and ADA doors to AquaPlay decks so that children with physical limitations can reach slides and higher up interactives.
- Ensure that there are plenty of deck-level interactives with AquaSpray interactives or add a play structure that includes them within reach, such as AquaForms.
- Consider increasing the water temperature at some attractions so that kids with conditions that maybe preclude them from colder temperatures can play.
- Add visual cues to alert children with hearing impairments that the tipping bucket is about to tip.

Features and Options

With a wide range of products to choose from, finding an interactive water play solution that meets your size, capacity, and budget requirements couldn't be easier. Each line includes features and options that help to create attractions tailor-made to your park.

Interactives

Each one of our interactive water play products features a variety of interactive elements—those fun, hands-on features that empower kids to play, not just with water, but with their fellow merry-makers.

Cause-and-effect interactives, water blasters, and surprise geysers increase the play value on all our structures. Robust and kid-approved, they have been carefully designed to ensure that they work through whatever punishment kids and the weather can throw at them.

Standard on AquaSpray, AquaForms, AquaPlay, RainFortress, FusionFortress, APX, and AquaCourse.



Gang Jets



Staccato Blaster



Tipping Cone



Spinning Tray



Foot Activator



Hand Activator



Tot's Mini Cannon



Tumble Bucket

Tipping Buckets

Our patented tipping bucket produces a huge splash footprint and an amazing sound for an engaging and exciting experience. The familiar scene of the building anticipation as kids stand in the optimal splash zone waiting for the deluge of water to pour over them is a favourite in water parks the world over.

Available on AquaSpray, select AquaForms and AquaPlay models, RainFortress, FusionFortress, and APX.



FusionFortress 17
Rigby's Water World



RainFortress 5
Kalahari Sandusky



RainFortress 4
DreamWorld



RainFortress 8
Yas Waterworld



AquaPlay 350
Geelong Adventure Park



AquaPlay 1050
Lake Compounce



RainFortress 5
Solaris Hotel Resort



RainFortress 4
Dollywood Splash Country

Water Slides

The same industry-leading fiberglass water slides that are showcased on our slide towers are also available on all our interactive water play products. Choose from an extensive library of water slides such as mini-multi lanes, pool siders, and AquaTubes for most models with options for inner tube slides, Champagne Bowls, and more available on larger models.

Available on select AquaForms and AquaPlay models, RainFortress, FusionFortress, and APX.



AquaTube



Body Slide



Body Slides



Body Slide



FusionFortress 17 Slides



Champagne



Theming

All of our interactive water play structures are available in standard colours or custom theme. WhiteWater’s team of artists and designers can enhance any play structure or spray park with detailed hand-carved theming to stimulate the imagination. Send your guests on an adventure through a tropical jungle or deep into a colourful ocean.

Our in-house team of experts can adapt IP, local imagery, storyline, branding, or signage to transform your space into an immersive and unique play experience.

Available on AquaSpray, AquaForms, AquaPlay, RainFortress, FusionFortress, APX, and AquaCourse.



AquaPlay 1050
Vivaldi Park Ocean World



FusionFortress 15
Lotte Gimhae Water Park



AquaPlay 650
Splash Cove



RainFortress 5
Cliff's Amusement Park



AquaPlay 1050
Legoland Malaysia



Cowabunga Bay



AquaPlay 750
Chimelong Waterpark

Interactive Water Play Products



AquaPlay 1050
Blue Parrot Waterpark

AquaSpray

From Splash Pads to FusionFortresses

AquaSpray water activity elements are individual features which can be configured to create a dynamic splash pad or added around a multi-level play structure or lazy river for extra splash. These features are designed to be used in wet or dry parks and are very effective even under low water requirements.



Tot's Mini Cannon
Sunway Lagoon



Spinning Tray
Sunway Lagoon



Morgan's Inspiration Island

A Place of Their Own

These interactive elements infuse water with fun and encourage hands-on exploration for the littlest visitors to your park. Each element, whether it be a spray nozzle, water gun, or spinning tray creates social interactions that keep kids engrossed in play together and parents easily supervising from the sidelines.



Power Cannon

Endless Choices

WhiteWater's extensive catalogue of options offers a myriad of colours, effects, and experiences for children of all ages. Jets, falls, buckets, and more inspire learning experiences for developing minds by demonstrating the movement and effects of water.



Horizontal Gang Jets
Morgan's Inspiration Island

AquaForte



AS-108

Height
4.6m (15ft)
Width
5.2m (17ft)
Safety Zone
8.2x8.8m
(27x29ft)
Water Flow Rate
50.5l/s (800gpm)

AquaForte TB



AS-108TB

Height
4.6m (15ft)
Width
5.2m (17ft)
Safety Zone
8.2x8.8m
(27x29ft)
Water Flow Rate
50.5l/s (800gpm)

Arch Jets



AS-401

Height
1.0m (3.3ft)
Width
2.0m (6.5ft)
Safety Zone
1.8m (6ft)
Water Flow Rate
6.3l/s (100gpm)

Bar Jets



AS-701

Height
3.4m (11.3ft)
Width
1.9m (6.3ft)
Safety Zone
1.8m (6ft)
Water Flow Rate
8.2l/s (130gpm)


Mini Rain Grove



AS-103

Height
2.7m (9ft)
Width
4.0m (13ft)
Safety Zone
1.8m (6ft)
Water Flow Rate
15.8l/s (250gpm)

Palm Tree



AS-2000

Height
3.6m (11.7ft)
Width
1.5m (5ft)
Safety Zone
1.8m (6ft)
Water Flow Rate
7.6l/s (120gpm)

Periscope Guns



AS-3600

Height
2.7m (8.9ft)
Width
1.0m (3.2ft)
Safety Zone
1.8m (6ft)
Water Flow Rate
2.2l/s (35gpm)

Pipe Falls



AS-301

Height
2.8m (9.2ft)
Width
1.0m (3.2ft)
Safety Zone
1.8m (6ft)
Water Flow Rate
11.4l/s (180gpm)

Cactus



AS-151

Height
2.2m (7.3ft)
Width
0.6m (2ft)
Safety Zone
1.8m (6ft)
Water Flow Rate
5.0l/s (80gpm)

Cone Spill Buckets



AS-4100

Height
3.8m (12.3ft)
Width
2.7m (8.75ft)
Safety Zone
1.8m (6ft)
Water Flow Rate
3.8l/s (60gpm)

Down Jets



AS-650

Height
2.8m (9.3ft)
Width
1.5m (4.9ft)
Safety Zone
1.8m (6ft)
Water Flow Rate
8.2l/s (130gpm)

Gadgets and Gizmos



AS-6000

Height
3.3m (10.8ft)
Width
6.3m (20.8ft)
Safety Zone
1.8m (6ft)
Water Flow Rate
25.2l/s (400gpm)

Pools and Falls



AS-901

Height
2.8m (9.2ft)
Width
Varies
Safety Zone
1.8m (6ft)
Water Flow Rate
4.7l/s (75gpm)

Power Cannon



AS-3500

Height
1.0m (3.3ft)
Width
1.5m (4.8ft)
Safety Zone
1.8m (6ft)
Water Flow Rate
2.2l/s (35gpm)

Raintree



AS-4000 (60") AS-4050 (90")

Height
2.6m (8.5ft)
Width
3.2m (10.5ft)
Safety Zone
1.8m (6ft)
Water Flow Rate
12.6l/s (200gpm)

Solid Stream Jets (Straight)



AS-201

Height
0m (0ft)
Width
1.7m (5.6ft)
Safety Zone
0m (0ft)
Water Flow Rate
9.5l/s (150gpm)

Geyser Jets



AS-220

Height
0m (0ft)
Width
0.3m (1.1ft)
Safety Zone
0m (0ft)
Water Flow Rate
3.8l/s (60gpm)

Horizontal Gang Jet



AS-410

Height
1.0m (3.3ft)
Width
1.8m (5.9ft)
Safety Zone
1.8m (6ft)
Water Flow Rate
9.5l/s (150gpm)

Little Squirt



AS-250

Height
0.1m (0.3ft)
Width
0.2m (0.8ft)
Safety Zone
0m (0ft)
Water Flow Rate
1.31l/s (20gpm)

Mini Rain Forest



AS-107

Height
2.8m (9.3ft)
Width
4.4m (14.5ft)
Safety Zone
1.8m (6ft)
Water Flow Rate
28.4l/s (450gpm)

Spinning Tray



AS-4200

Height
2.1m (7ft)
Width
1.2m (4ft)
Safety Zone
1.8m (6ft)
Water Flow Rate
9.5l/s (150gpm)

Spray Bollard



AS-109

Height
0.9m (3.1ft)
Width
0.3m (0.9ft)
Safety Zone
1.8m (6ft)
Water Flow Rate
4.7l/s (75gpm)

Spraying Umbrella



AS-4500

Height
2.7m (8.8ft)
Width
2.1m (7ft)
Safety Zone
1.8m (6ft)
Water Flow Rate
2.5l/s (40gpm)

Stand Alone Tipping Bucket



SATB-600

Height
6m (19.5ft)
Width
4.6m (15ft)
Safety Zone
5.5x7.3m
(18x24ft)
Water Flow Rate
9.5l/s (150gpm)

Teecup



AS-4060

Height	Safety Zone
3.2m (10.5ft)	1.8m (6ft)
Width	Water Flow Rate
2.3m (7.5ft)	12.6l/s (200gpm)

Tot's Mini Cannon



AS-3400

Height	Safety Zone
0.9m (3ft)	1.8m (6ft)
Width	Water Flow Rate
0.4m (1.25ft)	1.31l/s (20gpm)

Tree Stump, Butterfly, Fish Slide



AS-5100, AS-5200, AS-5300

Height	Safety Zone
2.3m (7.5ft)	1.8m (6ft)
Width	Water Flow Rate
7.6m (25ft)	3.8l/s (60gpm)

Tumble Buckets



AS-4110 (10') AS-4120 (18')

Height	Safety Zone
2.8m (9.2ft)	1.8m (6ft)
Width	Water Flow Rate
3.0m (10ft)	12.6l/s (200gpm)
5.5m (18ft)	

Umbrella Jet



AS-501

Height	Safety Zone
2.8m (9.2ft)	1.8m (6ft)
Width	Water Flow Rate
1.0m (3.2ft)	7.6l/s (120gpm)

Vertical Down Jets



AS-4400

Height	Safety Zone
2.8m (9.2ft)	1.8m (6ft)
Width	Water Flow Rate
2.5m (8.2ft)	12.6l/s (200gpm)

Vertical Gang Jets



AS-4300

Height	Safety Zone
2.4m (8ft)	1.8m (6ft)
Width	Water Flow Rate
0.7m (2.2ft)	18.9l/s (300gpm)

Water Curtain



AS-601

Height	Safety Zone
2.8m (9.2ft)	1.8m (6ft)
Width	Water Flow Rate
1.6m (5.3ft)	9.5l/s (150gpm)

Water Windmill



AS-4600

Height	Safety Zone
4.5m (14.5ft)	1.8m (6ft)
Width	Water Flow Rate
1.6m (5.3ft)	1.6l/s (25gpm)



AquaForms

Maximize Fun

Recognizing that there’s more than one way to play, AquaForms embraces all of the ways in which children socialize, explore, and make believe. Go beyond interactive features by also incorporating vibrant colours, textures, shapes, and patterns to engage young minds and create endless possibilities.



AquaForms 200
Cook Creek Pool

Maximize Space

Balancing both style and substance, AquaForms provides more available play space while minimizing its footprint. Its outwardly flared structural system, not only creates a unique aesthetic, but also creates larger decks for playing with more room on the pool level for exploring.



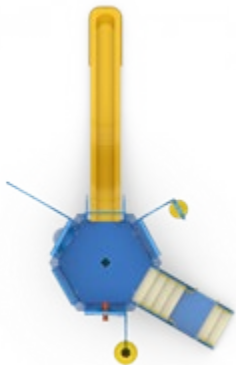
Maximize Operations

Developed from the ground up, the patented water delivery structural system was engineered to easily adjust to variations in pool floor, to require less water, and is constructed of corrosive-resistant materials to lead the industry in life cycle and operations.



Models

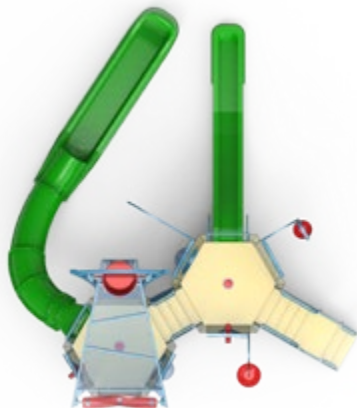
AF-100



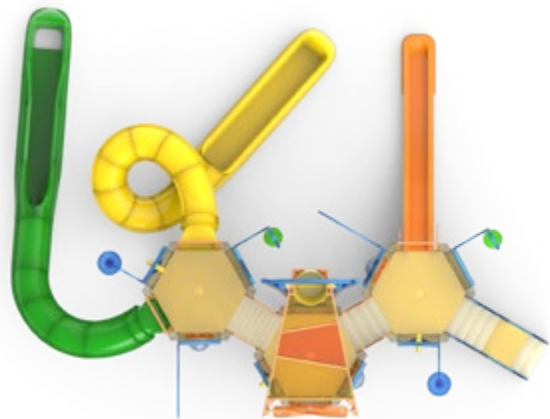
AF-150



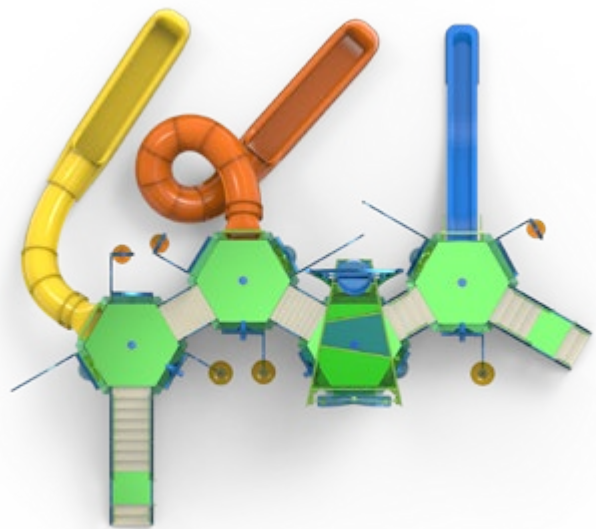
AF-200



AF-300



AF-400



Features	AF100	AF150	AF200	AF300	AF400
Footprint Activator	1	1	2	3	4
Handprint Activator	2	2	4	6	8
Floor Jets (6)	6	6	12	18	24
Surprise Spray	1	-	1	2	3
Staccato Blaster	1	1	2	3	4
View Dome	1	1	2	3	4
Arch Fall	1	-	1	2	3
Arch Shower	-	1	1	1	1
Spill Bowl	1	-	1	2	3
Tipping Bucket w/ Splash Roof	-	1	1	1	1
Splash Spinner	-	1	1	1	1
Tumble Bucket	1	-	1	2	3
32" AquaTube Slides	-	1	1	2	2
Mini Slide - Single	1	-	1	1	1
Total Play Features	12	10	20	33	42
Total Features Including Jets	16	15	31	47	62

AquaPlay

Setting the Standard

The original multi-level interactive play structure, AquaPlay helped define an industry. Designed to ignite imaginations and create endless adventures for kids of all ages, these play structures create hubs of fun where families can spend the day.



AquaPlay 550
UT Permian Basin Park



AquaPlay 1050
Epic Waters Indoor Waterpark

Completely Customizable

From small to large, AquaPlay can be designed to fit any facility. Ultra versatile with over 10 available models and even more configurations, there is a model for every footprint, budget, and demographic.

AquaPlay structures offer an endless stream of possibilities when it comes to custom themes. With installations worldwide, WhiteWater has created many inspired themes to captivate the imagination.



AquaPlay 1750
CoCo Key Hotel and Water Resort



Optimal Play Value

Chockfull of interactive features such as falls, valves, cranks, water cannons, and spray features, AquaPlay gives your guests the ability to pick and choose their fun. Cause and effect elements, surprise spays, and water slides create a water playground for guests of all ages to explore and conquer.

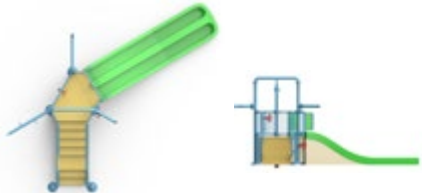


AquaPlay 150
Chula Vista

Models

Model # is based on # of platforms; each 50 = triangle platform and 100 = square platform. For waterslide colour selection, please refer to our Fiberglass Colour Guide.

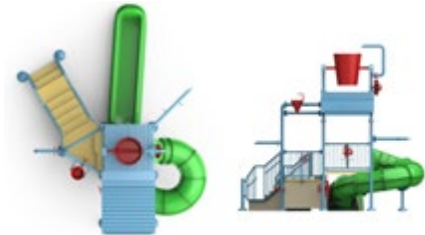
50 Approx. Pool Size
feet² metres²
1320 123
Approx. Unit Size (LxWxH)
feet metres
29 x 26 x 12 8.8 x 7.9 x 3.8



100 Approx. Pool Size
feet² metres²
1930 179
Approx. Unit Size (LxWxH)
feet metres
30 x 23 x 14 9.2 x 6.9 x 4.2



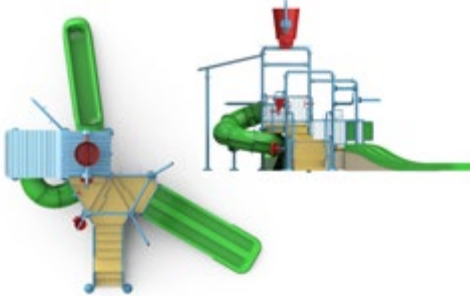
150 Approx. Pool Size
feet² metres²
2100 195
150TB 2190 203
Approx. Unit Size (LxWxH)
feet metres
23 x 30 x 15 7.1 x 9.0 x 4.5
23 x 30 x 21 7.1 x 9.0 x 6.4



200 Approx. Pool Size
feet² metres²
1540 143
200TB 1950 181
Approx. Unit Size (LxWxH)
feet metres
37 x 26 x 13 11.3 x 8.0 x 3.9
37 x 26 x 20 11.3 x 8.0 x 6.1



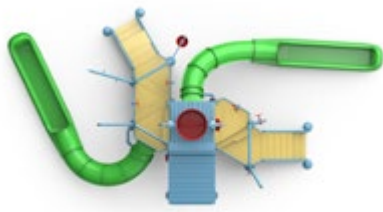
250 Approx. Pool Size
feet² metres²
2090 194
250TB 2540 236
Approx. Unit Size (LxWxH)
feet metres
33 x 39 x 19 10.1 x 11.7 x 5.9
33 x 39 x 22 10.1 x 11.7 x 6.7



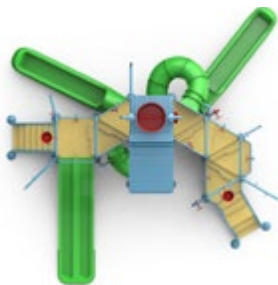
300 Approx. Pool Size
feet² metres²
2460 229
300TB 2810 261
Approx. Unit Size (LxWxH)
feet metres
40 x 33 x 15 12.1 x 9.9 x 4.6
40 x 33 x 20 12.1 x 9.9 x 6.1



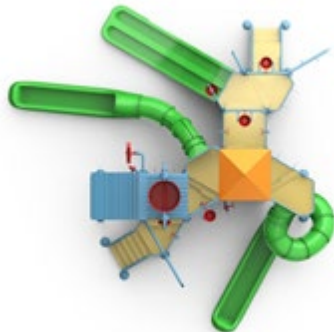
350 Approx. Pool Size
feet² metres²
2970 276
350TB 3260 303
Approx. Unit Size (LxWxH)
feet metres
53 x 25 x 17 16.2 x 7.8 x 5.2
53 x 25 x 23 16.2 x 7.8 x 7.1



550 Approx. Pool Size
feet² metres²
3060 284
550TB 3390 315
Approx. Unit Size (LxWxH)
feet metres
47 x 43 x 17 14.2 x 13.1 x 5.2
47 x 43 x 23 14.2 x 13.1 x 7.1



650 Approx. Pool Size
feet² metres²
3050 283
650TB 3250 302
Approx. Unit Size (LxWxH)
feet metres
47 x 48 x 17 14.2 x 14.5 x 6.5
47 x 48 x 21 14.2 x 14.5 x 6.4



AquaPlay™ interactives by model

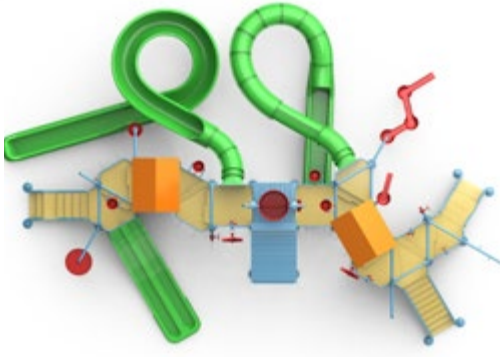
AquaPlay™ Model:	50	100	150	200	250	300	350	550	650	750	900
Arching / Down Jets (9 jets)	1 (9)	1 (9)	1 (9)	1 (9)	1 (9)	2 (18)	2 (18)	2 (18)	1 (9)	1 (9)	1 (9)
⦿ Bubbler Jets (3/4 jets)**		1 (3)	1 (3)	1 (3)	1 (3)	1 (3)	1 (3)	2 (7)	1 (4)	2 (7)	2 (7)
Crawl Tunnel											
⦿ Hose Jets		2		2	2	2		4	3	6	6
⦿ Interactive Arching Jets (9 jets)	1 (9)		1 (9)	1 (9)	1 (9)	1 (9)	1 (9)		2 (18)	2 (18)	2 (18)
Mini-Multi Slide	1			1	1	1		1	1	1	1
Net Bridge											1
Net Climb			1		1	1	1	1	1	1	1
⦿ Peacock Arching Jets (9 jets)		1 (9)	1 (9)	1 (9)	1 (9)	1 (9)	1 (9)	1 (9)	1 (9)	1 (9)	1 (9)
⦿ Pipe Falls	1	1	1		1	1	1	2	1	1	1
⦿ Pools and Falls										1	1
⦿ Pull Ropes	3	3	3	3	3		3	6	3	3	3
Runnel / Colander									1		2
⦿ Single Arching Jet						1	1	1			1
⦿ Spinning Tray										1	1
⦿ Tipping Cone			1	1	1	1	1	2	3	2	4
⦿ Tipping Trough						1	1		1	1	1
⦿ Umbrella Jets	1			1	1	1	1	1	2	1	1
Water Curtain						1		1	1		
⦿ Water Guns		1	1		2	1	2	2	1	2	3
Waterslides			1	1	1	1	2	2	2	2	2
Water Wheel									1	1	2
Total Play Features	8	10	12	13	17	17	18	28	26	29	37
Total Features Including Jets	24	28	38	39	43	51	52	57	61	66	74

⦿ = Interactive ** (3/4 jets = 3 jets on triangular platform, 4 jets on square platform)

750 Approx. Pool Size
feet² metres²
3350 311
750TB 3700 344
Approx. Unit Size (LxWxH)
feet metres
56 x 36 x 17 17.1 x 11.0 x 5.2
56 x 36 x 23 17.1 x 11.0 x 7.1



900 Approx. Pool Size
feet² metres²
5350 497
Approx. Unit Size (LxWxH)
feet metres
76 x 50 x 26 23.3 x 15.3 x 8.0



1050	Approx. Pool Size		Approx. Unit Size (LxWxH)	
	feet ²	metres ²	feet	metres
1050a	5400	502	72 x 62 x 33	21.9 x 19.0 x 9.9
1050b	5250	488	68 x 55 x 33	20.8 x 16.6 x 9.9
1050T	5100	474	66 x 72 x 34	20.0 x 22.0 x 10.4



AquaPlay™ interactives by model

	Model:	1050	1050T	1750
	Arching / Down Jets (9 jets)	2 (18)	1 (9)	1 (9)
⊙	Bubbler Jets (3/4 jets)*	3 (10)	3 (10)	1 (3)
	Crawl Tunnel	1	1	
⊙	Hose Jets	2	4	5
⊙	Interactive Arching Jets (9 jets)	1 (9)	1 (9)	5 (45)
	Mini-Multi Slide	1	1	1
	Net Bridge	2	1	4
	Net Climb	1		1
⊙	Peacock Arching Jets (9 jets)	1 (9)	1 (9)	1 (9)
⊙	Pipe Falls	2	2	2
⊙	Pools and Falls	1	1	
⊙	Pull Ropes	6	3	4
	Runnel / Colander	2	1	2
⊙	Single Arching Jet	2	3	
⊙	Spinning Tray	1	1	1
⊙	Tipping Cone	3	6	7
⊙	Tipping Trough			1
⊙	Umbrella Jets	1	1	
	Water Curtain		1	2
⊙	Water Guns	8	5	8
	Waterslides	3	3	3
	Water Wheel	1	2	2
	Total Play Features	44	42	51
	Total Features Including Jets	83	73	109

⊙ = Interactive ** (3/4 jets = 3 jets on triangular platform, 4 jets on square platform)

1750	Approx. Pool Size		Approx. Unit Size (LxWxH)	
	feet ²	metres ²	feet	metres
1750	6650	618	74 x 77 x 41	22.7 x 23.5 x



AquaPlay™ multi-level interactive play structures are protected under the following patents: 5194048, 5662525, 5405294, 5967901, 6786830, 5820471, 6132318, 6210287, 6569023.



AquaPlay 550
Auduborn Zoo

RainFortress

Hours of Water Play Fun

With hundreds of interactive elements, RainFortress is a sight to behold. This impressive structure offers non-stop family entertainment in a delightfully playful setting and encourages hours of water play and fun.



RainFortress 5
Zoombezi Bay



RainFortress 5
Solaris Hotel Resort



RainFortress 6
Wet N Joy Waterpark

Compact Footprint

The next size up, after AquaPlay, our RainFortresses have even more playability with more platforms, water slides, and water features. Up your park's capacity and play value without giving up square footage as RainFortress builds up, reaching over 7 meters (24 feet) into the air.



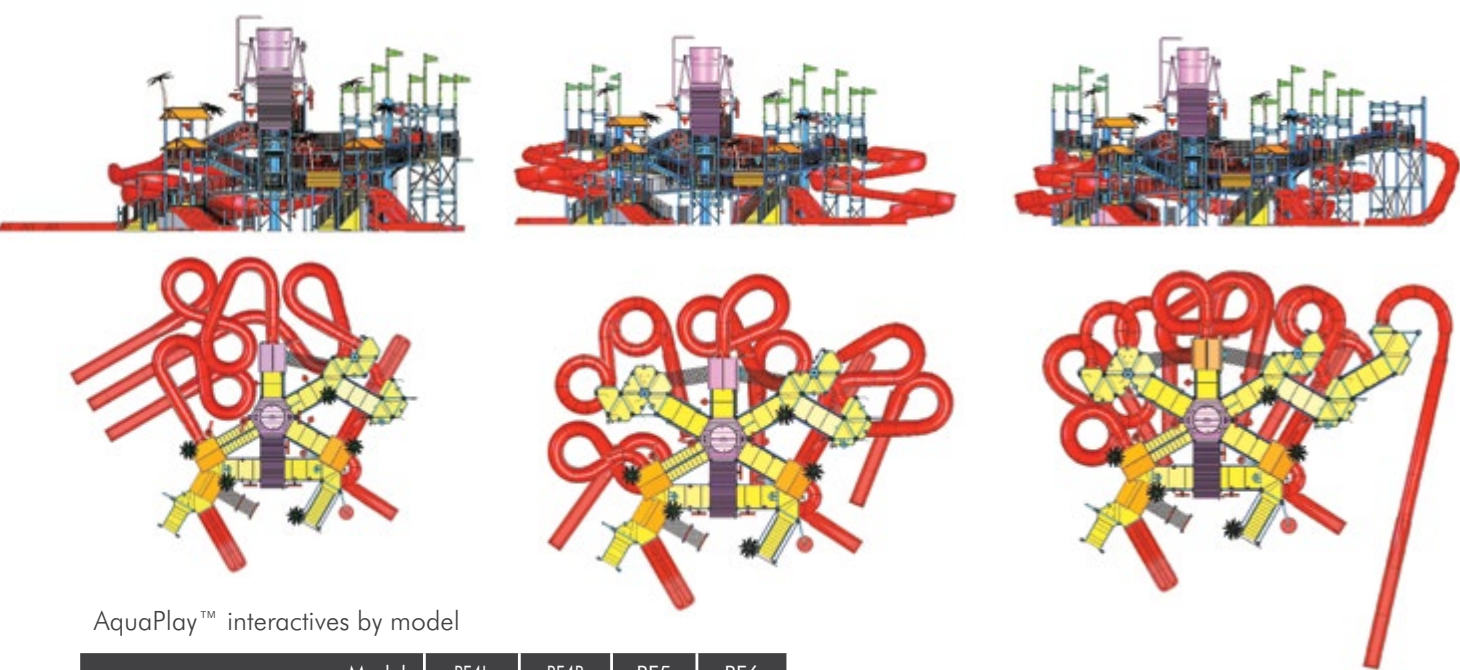
RainFortress 6
NRH2O

Models

RF4	Approx. Pool Size		Approx. Unit Size (LxWxH)		
	feet ²	metres ²	feet	metres	
	RF4La	6450	599	79 x 79 x 42	24.1 x 24.1 x 12.8
	RF4Lb	6650	618	73 x 81 x 42	22.2 x 24.7 x 12.8
	RF4Ra	7900	734	78 x 89 x 42	23.8 x 27.1 x 12.8
	RF4Rb	8900	827	93 x 86 x 42	28.3 x 26.2 x 12.8
RF4Rb shown					

RF5	Approx. Pool Size		Approx. Unit Size (LxWxH)		
	feet ²	metres ²	feet	metres	
	RF5a	8150	757	102 x 82 x 42	31.0 x 25.0 x 12.8
	RF5b	7750	720	83 x 78 x 42	25.3 x 23.8 x 12.8
	RF5a shown				

RF6	Approx. Pool Size		Approx. Unit Size (LxWxH)		
	feet ²	metres ²	feet	metres	
	RF6	8650	804	105 x 92 x 42	32.0 x 28.0 x 12.8



AquaPlay™ interactives by model

	Model:	RF4L	RF4R	RF5	RF6
Arching / Down Jets (9 jets)		1 (9)	1 (9)	1 (9)	1 (9)
⊙ Bubbler Jets (3/4 jets)*		2 (6)	1 (3)	2 (6)	2 (6)
Crawl Tunnel			1	1	1
⊙ Hose Jets		11	13	13	17
⊙ Interactive Arching Jets (9 jets)		7 (63)	7 (63)	10 (90)	10 (90)
Mini-Multi Slide		1	1	1	1
Net Bridge		4	4	5	5
Net Climb		1	1	1	1
⊙ Peacock Arching Jets (9 jets)		1 (9)	1 (9)	2 (18)	2 (18)
⊙ Pipe Falls		2	3	3	3
⊙ Pools and Falls					
⊙ Pull Ropes		5	5	6	6
Runnel / Colander		4	5	5	5
⊙ Single Arching Jet		1	1	1	1
⊙ Spinning Tray		1	1	1	1
⊙ Tipping Cone		5	7	7	7
⊙ Tipping Trough		4	4	5	5
⊙ Umbrella Jets					
Water Curtain		3	3	3	3
⊙ Water Guns		10	11	13	13
Waterslides		5	5	6	7
Water Wheel		4	4	4	4
Total Play Features		72	79	90	95
Total Features Including Jets		148	153	198	203

AquaPlay™ multi-level interactive play structures are protected under the following patents: 5194048, 5662525, 5405294, 5967901, 6786830, 5820471, 6132318, 6210287, 6569023.

⊙ = Interactive ** (3/4 jets = 3 jets on triangular platform, 4 jets on square platform)



RainFortress 5
Ramayana Waterpark

FusionFortress

The World’s First All-in-one Water Park


Combining the interactivity of an AquaPlay with a wide range of water slides, from kids’ to high-thrill, FusionFortress is a mini-water park in a compact footprint. With multiple levels of fun to explore, families can spend the day revelling in all of the experiences that FusionFortress has to offer.



FusionFortress 17
Rigby's Water World

The Biggest Structure with the Most Splash

Featuring some of WhiteWater’s most legendary slides, two tipping buckets for maximum splash, and over 100 interactive features, FusionFortress makes an iconic cornerstone to any park. Or let it stand alone with a lazy river for a very viable starter water park.



FusionFortress 15
Hershey Park

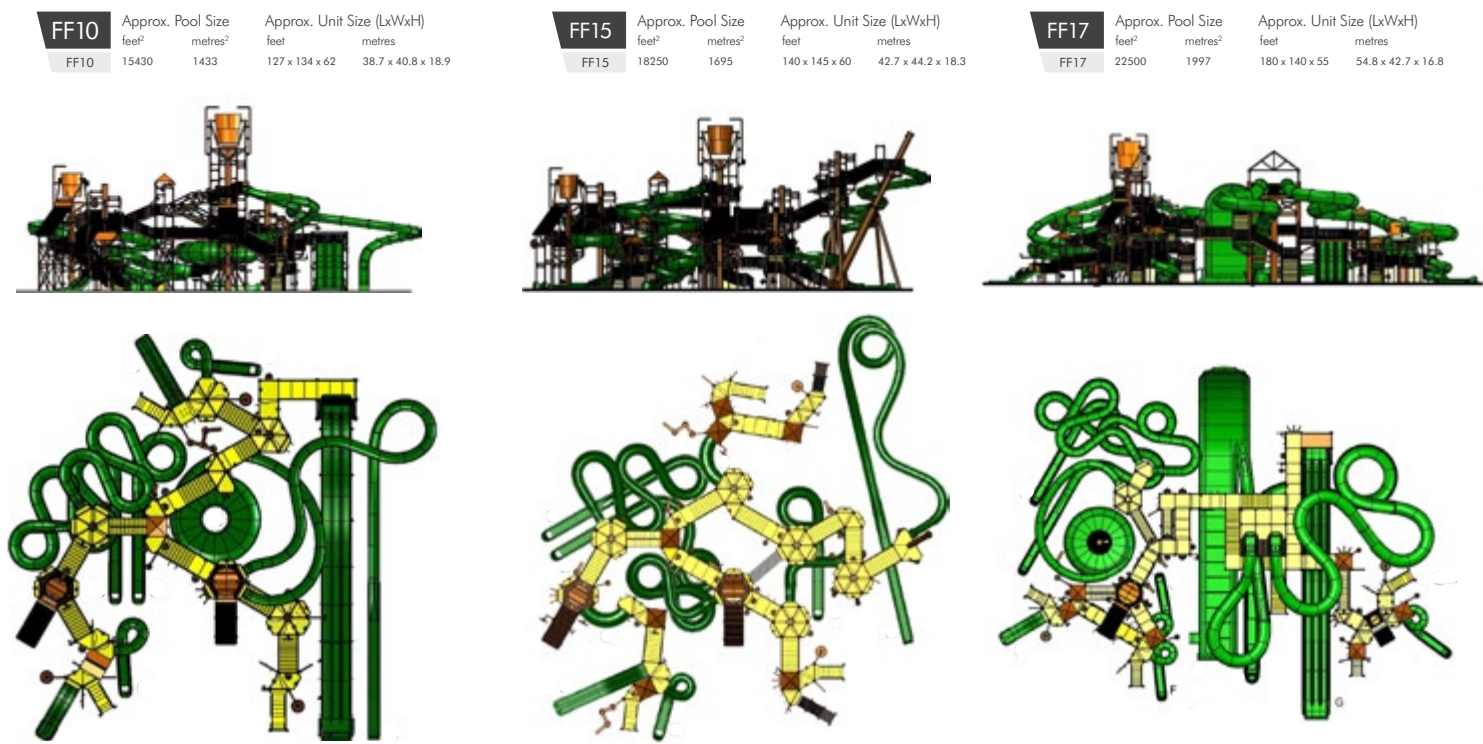


FusionFortress 15
Chimelong, Guangzhou



FusionFortress 17
Mt. Olympus

Models



AquaPlay™ interactives by model

	Model:	FF10	FF15	FF17
Arching / Down Jets (9 jets)		3(27)	3(27)	4(36)
⊙ Bubbler Jets (3/4 jets)*		4(14)	4(14)	4(15)
Crawl Tunnel			2	
⊙ Hose Jets		28	37	45
⊙ Interactive Arching Jets (9 jets)		11(99)	13(117)	14(126)
Tipping Bucket		1	1	1
Giant Tipping Bucket		1	1	1
⊙ Peacock Hose Jets (5 Hoses)		1(5)	1(5)	6(30)
⊙ Peacock Arching Jets (9 jets)		2(18)	6(54)	4(36)
⊙ Pipe Falls		5	5	3
⊙ Pools and Falls		1(3)	2(6)	1(3)
⊙ Pull Ropes		12	17	14
Runnel / Colander		5	5	5
⊙ Single Arching Jet			1	1
⊙ Spinning Tray		3	1	2
⊙ Tipping Cone		16	21	26
⊙ Umbrella Jets		3	1	4
⊙ Water Curtain		5	5	1
Water Guns		19	33	24
⊙ Water Slides		8	8	10
Water Wheel		6	5	7
Total Play Features		134	179	181
Total Features Including Jets		281	383	402

AquaPlay™ multi-level interactive play structures are protected under the following patents: 5194048, 5662525, 5405294, 5967901, 6786830, 5820471, 6132318, 6210287, 6569023.

⊙ = Interactive ** (3/4 jets = 3 jets on triangular platform, 4 jets on square platform)



FusionFortress 17
OCT Tianjin

APX

Cause and Effect Interactives

APX introduces water elements where every action has a unique reaction that will surprise guests from above, below, and afar. Over 80 dynamic interactive elements have been developed to provide higher engagement and interaction between APX's different levels with exterior stairs leaving more room for larger active play areas.



APX
Aquatopia Indoor Waterpark


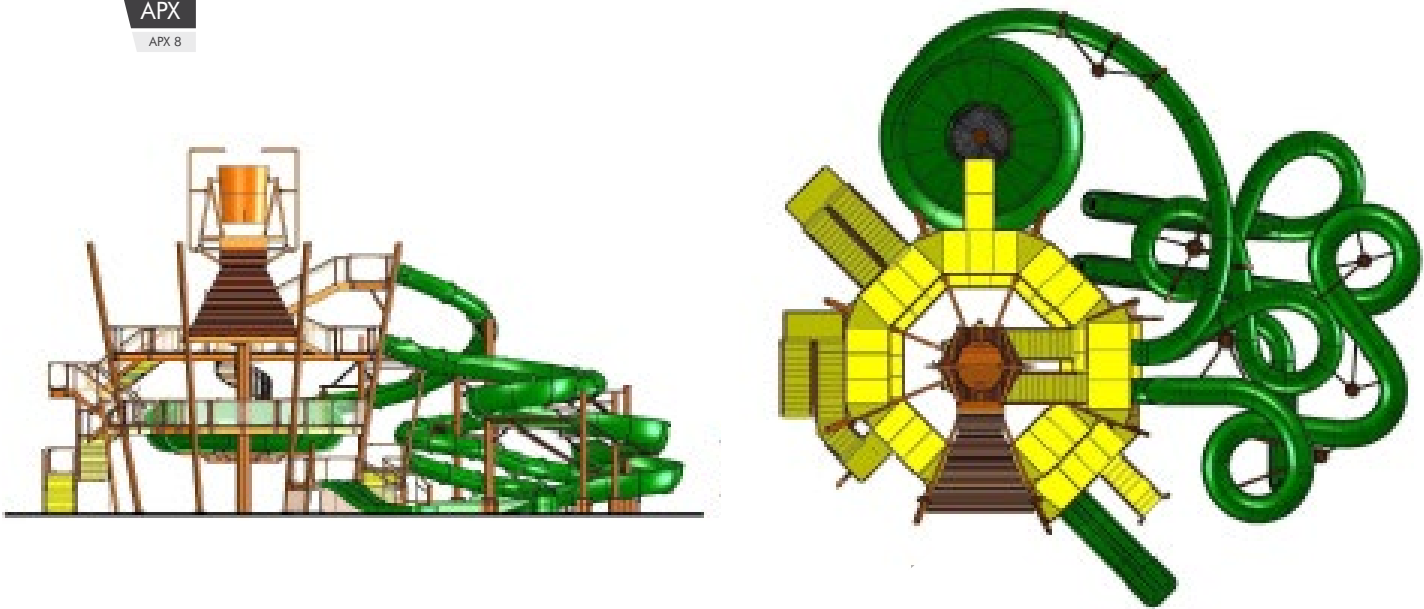


Five Zones. One Incredible Experience.

With an expansive area of fun interactives, this five-zone structure is completely unique and distinctive. The layout is designed to provide open areas for multi-directional exploration, as well as, operational efficiency with high visibility for lifeguards and supervisors. Each zone has been crafted for different age groups and play experiences.



APX
APX 8



APX
Aquatopia Indoor Waterpark

AquaCourse

A New Way to Water Play

AquaCourse is a harnessed multi-level play experience that allows each member of the family to choose their own level of adventure. Featuring four zones with varying levels of difficulty, thrill, and water saturation, guests traverse towers and bridges while safely harnessed in.



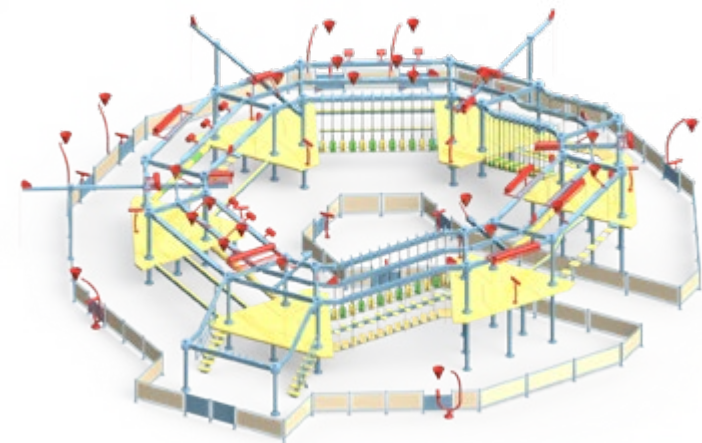
360 Degrees of Interactivity

Combining the excitement of Ropes Course with the interactivity of AquaPlay, AquaCourse delivers high challenge activities in a water-filled environment. Ultra interactive, even guests in queue lines can join in on the fun with perimeter interactives aimed at those in the course and vice versa.





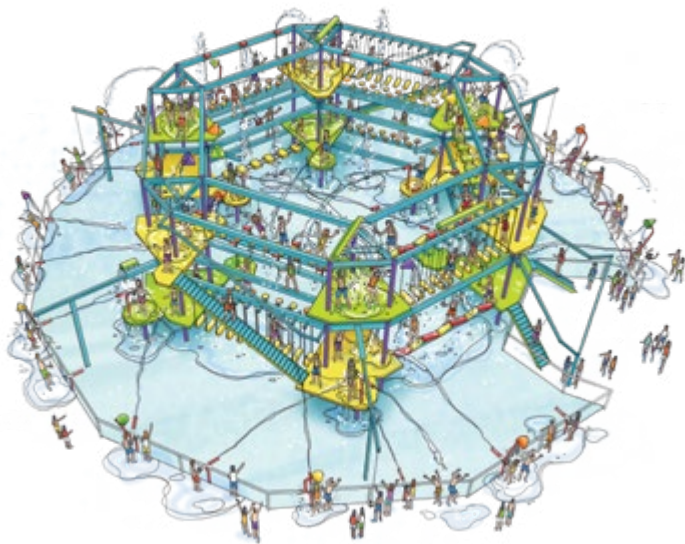
AC 60	
Typical Height	5 m (15 ft)
Dimensions	15 x 29 m (50 x 95 ft)
Footprint	441 m ² (4,750 ft ²)
Hourly Capacity	252 guests
Challenge Elements	6
Interactive Elements	18
Levels	1
Minimum Operators*	1
Total Harnesses	28



AC 180	
Typical Height	5 m (15 ft)
Dimensions	24 x 24 m (80 x 80 ft)
Footprint	452 m ² (5,025 ft ²)
Hourly Capacity	600 guests
Challenge Elements	18
Interactive Elements	68
Levels	1
Minimum Operators*	3
Total Harnesses	80



AC 120	
Typical Height	5 m (15 ft)
Dimensions	21 x 21 m (70 x 70 ft)
Footprint	455 m ² (4,900 ft ²)
Hourly Capacity	350 guests
Challenge Elements	12
Interactive Elements	44
Levels	1
Minimum Operators*	3
Total Harnesses	56



AC 240	
Typical Height	7.6 m (25 ft)
Dimensions	21 x 21 m (70 x 70 ft)
Footprint	455 m ² (4,900 ft ²)
Hourly Capacity	700 guests
Challenge Elements	24
Interactive Elements	66
Levels	2
Minimum Operators*	3
Total Harnesses	120



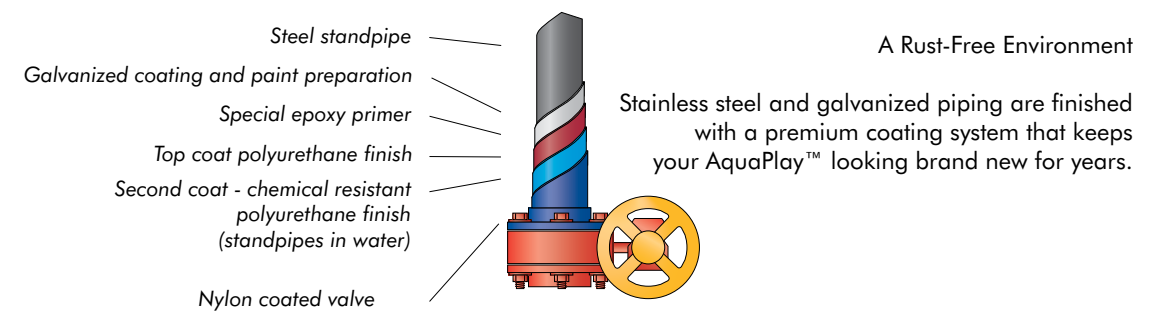
We've Got You Covered

WhiteWater designs and manufactures all of our interactive water play products in our North American facility in order to control and ensure their quality. Safety is paramount at WhiteWater, and the design of our interactive water play structures is no exception—using probes, walkthroughs are completed to identify, and if present, eliminate entrapment and pinch points on all structures.

Designed to meet the toughest aquatic environments, both indoor and out, every structure and feature is carefully considered and constructed from the highest quality components.

- WhiteWater's water slides are made from industry-leading SilkTek fiberglass and can feature AquaLucent and translucent fiberglass to create truly memorable slide experiences.
- Deck surfaces are made of non-skid finishes that are gentle on the feet and easy to keep clean.
- Every structure's construction is stainless steel below the waterline to minimize corrosion and extend its life.
- Above the water line, structures are made entirely from galvanized and triple-coated steel that is available in over 200 colors.
- All our interactive elements have been kid-tested for play value to ensure that they're not only fun but can also stand up to the rigours of use and weather.

What does this mean for you and your park when you buy any of our interactive water play products, or any product, from WhiteWater? You will be buying the highest quality, safest, and most thrilling attractions on the market—attractions that we stand by with our WhiteWater Warranty.



Life Floor is our recommended surface for on and below multi-level play structures.





AP 1050
Atlantis The Palm



WHITEWATER

EST. 1980

WhiteWater was born in 1980 with one clear purpose, to create places where families unite and make joyful lasting memories.

We achieve this by standing alongside our customers from concept to completion of award-winning attractions, from slides to water rides and everything in between. We aim to inspire our clients by unleashing our creativity to realize their ambitions; we craft solutions which make each park unique. We are dedicated to making products that operators can count on, because we understand the importance of reliability and efficiency on the bottom line.

As market leaders, we put our success down to our attitude, in all our years we've never once forgotten why we're here – to help parks solve problems, create immersive experiences, and delight guests all over the world.

We're here to create places where fun can thrive.

Head Office (Vancouver)
+1.604.273.1068
whitewater@whitewaterwest.com
www.whitewaterwest.com

Asia Pacific Office (Shanghai)
+86 21 32567586
whitewater@whitewaterwest.cn
www.whitewaterwest.cn

Middle East Office (Dubai)
+971 (0) 4 422 9318

Europe Office (Barcelona)
+34 932 504 431